

Thank You for visiting Guitar-Skill-Builder.com

Master the Pentatonic and Blues scales.

You will find both scale pattern images and tab for both the pentatonic and blues scales.


I highly recommend practicing with a metronome one scale pattern at a time until you feel you don't have to even think about how to do it anymore.

Please feel free to share this PDF with your friends, or make it available to anyone you feel could use it.

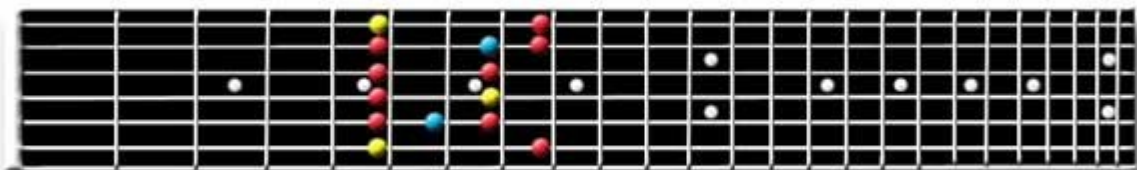
Please keep the website links and credits attached.

Images and content Copyright 2010 Guitar-Skill-Builder.com

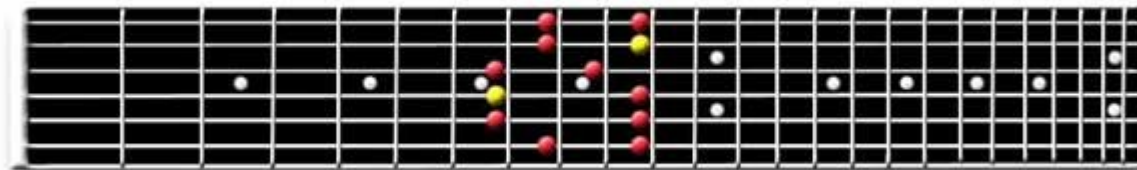
PENTATONIC SCALE PATTERN 1 KEY OF A



BLUES SCALE PATTERN 1 KEY OF A



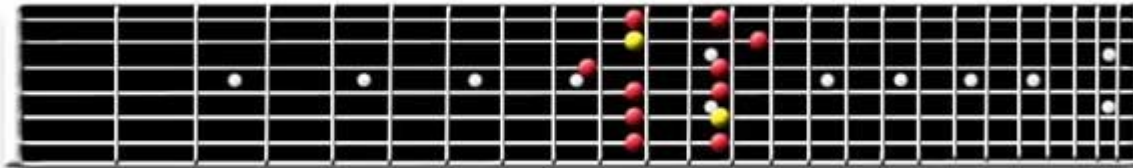
PENTATONIC PATTERN 2 KEY OF A



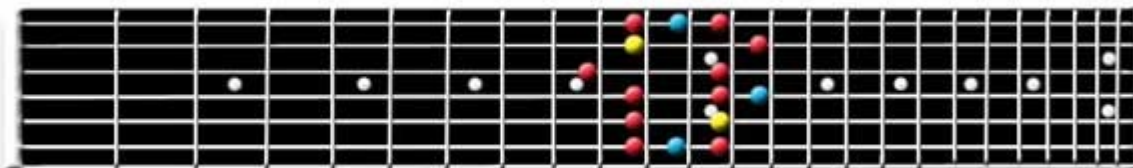
BLUES SCALE PATTERN 2 KEY OF A



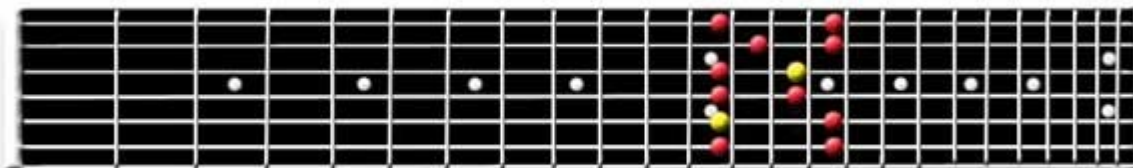
PENTATONIC PATTERN 3 KEY OF A



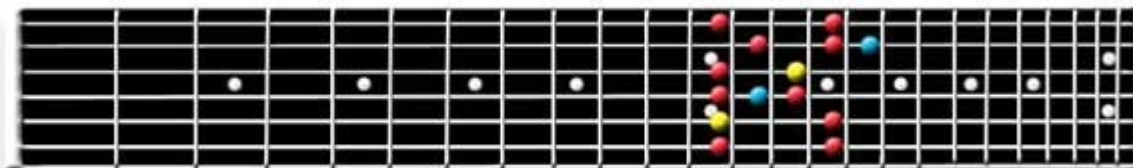
BLUES SCALE PATTERN 3 KEY OF A




PENTATONIC PATTERN 4 KEY OF A




BLUES PATTERN 4 KEY OF A



PENTATONIC PATTERN 5 KEY OF A



BLUES SCALE PATTERN 5 KEY OF A



Please tell your friends and be sure to check back

Guitar-Skill-Builder.com

Please feel free to share this PDF with your friends, or make it available to anyone you feel could use it.

Please keep the website links and credits attached.

Images and content Copyright 2010 Guitar-Skill-Builder.com

Pentatonic Box Pattern 1 Key of A

(Track 1)

Guitar-skill-builder.Com

1 = 240

4 4

1 2 3 4 5 6 x1

5 8 5 7 5 7 5 8 5 8 5 7 5 7 5 8 5

Pentatonic Box Pattern 2 Key of A

(Track 1)

Guita-skill-Builder.com

1 = 240

4 4

1 2 3 4 5 6 x1

8-10 7-10 7-10 8-10 8-10 10-8 10-8 9-7 10-7 10-7 10-8

Pentatonic Box Pattern 3

(Track 1)

Guitar-Skill-Builder.com

The image displays the musical notation for the Pentatonic Box Pattern 3. It consists of two parts: a melodic line and a fretboard diagram.

Melodic Line: The top staff is in treble clef with a tempo marking of $\text{♩} = 240$. The pattern is divided into six measures, each starting with a red number (1-6) indicating the fret. The notes are: Measure 1 (1st fret): G4, A4, B4, C5, D5; Measure 2 (2nd fret): A4, B4, C5, D5, E5; Measure 3 (3rd fret): B4, C5, D5, E5, F5; Measure 4 (4th fret): C5, D5, E5, F5, G5; Measure 5 (5th fret): D5, E5, F5, G5, A5; Measure 6 (6th fret): E5, F5, G5, A5, B5. The pattern ends with a double bar line and a repeat sign.

Fretboard Diagram: The bottom part shows a guitar fretboard with fret numbers indicating the positions for each note. The fret numbers are: Measure 1: 10-12, 10-12; Measure 2: 10-12, 9-12; Measure 3: 10-13, 10-12; Measure 4: 12-10, 13-10; Measure 5: 12-9, 12-10; Measure 6: 12-10, 12-10.

Pentatonic Box pattern 4

(Track 1)

Guitar-Skill-Builder.Com

The image displays the musical notation for the Pentatonic Box pattern 4. It consists of two staves. The top staff is a treble clef staff with a tempo marking of $\text{♩} = 240$. The pattern is divided into six measures, each starting with a red number (1-6) indicating the fret. The notes are: Measure 1 (fret 4): G4, A4, B4, C5, D5; Measure 2 (fret 2): A3, B3, C4, D4, E4; Measure 3 (fret 3): B3, C4, D4, E4, F4; Measure 4 (fret 4): C4, D4, E4, F4, G4; Measure 5 (fret 5): D4, E4, F4, G4, A4; Measure 6 (fret 6): E4, F4, G4, A4, B4. The bottom staff is a guitar fretboard diagram with six strings and six frets. The fret numbers for each string are: String 1 (top): 12-15, 12-15, 13-15, 15-13, 14-12, 15-12; String 2: 12-15, 12-14, 13-15, 15-13, 14-12, 15-12; String 3: 12-15, 12-14, 13-15, 15-13, 14-12, 15-12; String 4: 12-15, 12-14, 13-15, 15-13, 14-12, 15-12; String 5: 12-15, 12-14, 13-15, 15-13, 14-12, 15-12; String 6 (bottom): 12-15, 12-14, 13-15, 15-13, 14-12, 15-12. A double bar line with a repeat sign and 'x1' is at the end of the diagram.

Pentatonic Box Pattern 5

(Track 1)

Guitar-Skill-Builder.Com

The image displays the musical notation for the Pentatonic Box Pattern 5. It consists of two staves. The top staff is a treble clef staff with a tempo marking of quarter note = 240. The pattern is written in a single line of music, starting on the 4th fret and ending on the 6th fret. The notes are: 4th fret (D), 4th fret (E), 5th fret (F), 5th fret (G), 6th fret (A), 6th fret (B), 5th fret (A), 4th fret (G), 4th fret (F), 4th fret (E), 4th fret (D). The pattern is repeated six times, indicated by the numbers 1 through 6 above the staff. The bottom staff is a guitar fretboard diagram with six strings and six frets. The notes are indicated by dots on the strings, with fingerings (1-5) written below them. The fingerings for the six strings are: 3-5, 2-5, 3-5, 5-3, 5-2, 5-3.

Blues Scale Box Pattern 1 key of A

(Track 1)

Guitar-Skill-Builder.com

♩ = 240

1 2 3 4 5 6

7 x1

6 5 8 5

Blues Box Pattern 2 Key of A

(Track 1)

Guitar-Skill-Builder.Com

♩ = 240

1 4 2 3 4 5 6

7 8 x1

Blues Box Pattern 3 Key of A

(Track 1)

Guitar-Skill-Builder.Com

1 = 240

1 4 2 3 4 5 6

10 11 12 10 12 10 12 13 9 12 10 13 10 11 12 12 11 10 13 10 12 9 13 12

7 8 x1

10 12 10 12 11 10

Blues Box Pattern 4 Key of A

(Track 1)

Guitar-Skill-Builder.Com

1 $\text{♩} = 240$

4 4

2 3 4 5 6

7

15-12 15-12

Blues Box Pattern 5 Key of A

(Track 1)

Guitar-Skill-Builder.com

♩ = 240

1 4 2 3 4 5 6

7 x1

5 3 5 3