



Three Chord progressions for Guitar

Thank you for downloading this PDF.

I appreciate you checking out my website.

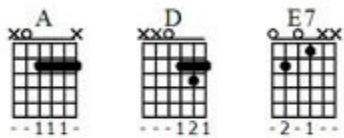
These are the tab and the fingering for some of the most common Three chord progressions for guitar.

Learn to move smoothly between each chord and then my suggestion is to get your metronome out or your drum machine and increase your speed.

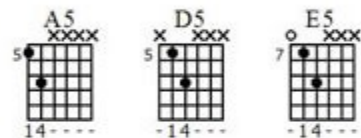
Now you are ready to go find some three chord songs and learn them. Try to find the original recordings and play along.

three chord progression for guitar in A

A	BC	D	EF	G	A	BC	D	EF	G
1		4	5						



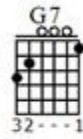
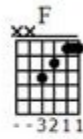
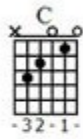
A D E7 A



A5 D5 E5 A5

three chord progression for guitar in C

A	BC	D	EF	G	A	BC	D	EF	G
			1	4	5				



C F G7 C

1

mf

T	0	1	1	0
A	0	2	0	0
B	3	3	2	3

C5 F5 G5 C5

1

mf

T		5	7	
A	5	3	5	5
B	3		3	

three chord progression for guitar in D

A	BC	D	EF	G	A	BC	D	EF	G
		1		4	5				

D G A7 D

D5 G5 A5 D5

mf

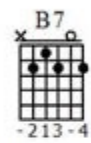
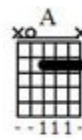
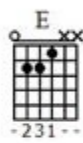
T	2	3	2	2
A	3	0	2	3
B	1	0	0	1
E	0	0	2	0
D	2	0	0	3

mf

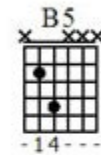
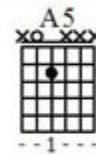
T				
A		12-14		
B	12-10	10-12	12-10	

three chord progression for guitar in E

A	BC	D	EF	G	A	BC	D	EF	G
			1		4	5			



E A B7 E



E5 A5 B5

musical notation for E A B7 E progression

Staff 1 (Melody): Treble clef, 4/4 time. Notes: E4 (quarter), A4 (quarter), B4 (quarter), E5 (quarter). Fingering: 1, 2, 3, 1.

Staff 2 (Bass): Treble clef. Notes: E2 (quarter), A2 (quarter), B2 (quarter), E3 (quarter). Fingering: 0, 2, 3, 0.

Staff 3 (TAB):

T			2		0
A	1	2	2	1	2
B	2	2	1	2	
	0	0	2	2	0

musical notation for E5 A5 B5 progression

Staff 1 (Melody): Treble clef, 4/4 time. Notes: E4 (quarter), A4 (quarter), B4 (quarter), E5 (quarter). Fingering: 1, 2, 3, 1.

Staff 2 (Bass): Treble clef. Notes: E2 (quarter), A2 (quarter), B2 (quarter), E3 (quarter). Fingering: 0, 2, 3, 0.

Staff 3 (TAB):

T			2		4
A			2	4	
B	2	0	2		
	0				

three chord progression for guitar in G

A	BC	D	EF	G	A	BC	D	EF	G
				1		4	5		

G C D7 G

mf

3 0 2 3
T 0 1 1 0
A 0 0 2 0
B 0 2 0 0
3 3 2 3

G5 C5 D5 G5

mf

5 3 5 3
T 5 7 5 3
A 5 3 5 3
B 5 3 5 3

Please feel free to share this free PDF with your friends

Roy Barnett

Guitar-skill-builder.com